

# IETF 101


Internet Standards and why we should care

Jen Linkova, [furry13@gmail.com](mailto:furry13@gmail.com)

CAPIF 2, Tashkent, Sep 2023

# Agenda

- 01 IETF Overview
- 02 Life of an RFC
- 03 Why do we care and case studies
- 04 IETF and IPV6: Ongoing work



# Importance of SDOs

Code Points Allocation

Design Authority

Oversee protocols modification and extension

- Is it safe?
- Would it break anything?
- Would it work across different domains?

Experts with diverse experience

Ensure compatibility

Recommended Reading: [RFC5704](#), "Uncoordinated Protocol Development Considered Harmful"

# What the IETF is

"The mission of the Internet Engineering Task Force is to make the Internet work better by producing high quality, relevant technical documents that influence the way people design, use, and manage the Internet."

Voluntary SDO publishing standards for the Internet protocol stack:

- layer 3 (IPv4 / IPv6, MPLS, associated protocols)
- layer 4 (TCP, UDP, SCTP, QUIC, etc)
- layer 7 (SMTP, SIP, RTP, etc), except W3C

# How the IETF Works

~150 working groups with volunteer document authors/editors and chairs in seven areas:

- **ART**: application protocols (HTTP), real-time communication (SIP, RTCWEB)
- **TSV**: transport-layer protocols (TCP, QUIC), congestion control
- **RTG**: Routing and signaling protocols
- **INT**: Layer 3 protocols (IPv4/IPv6), 6LoWPAN/LPWAN, DNS, DHCP
- **OPS**: Network management (YANG), operations venues (DNSOPS, V6OPS)
- **SEC**: TLS, IPsec, IoT security
- **GEN**: IETF Process metagroups

# How to Participate in the IETF

No membership

Work done in

- Mailing lists
- Meetings (3 x year + interims)
  - Hybrid (onsite+remote mode)
  - Fee for registering (with waiver options)

***Anyone can participate!***

## 7.1 What You Can Do

**Read:** Review the Internet-Drafts in your area of expertise and comment on them in the Working Groups. Participate in the discussion in a friendly, helpful fashion, with the goal being the best Internet standards possible. Listen much more than you speak. If you disagree, debate the technical issues: never attack the people.

**Implement:** Write programs that use the current Internet standards. The standards aren't worth much unless they are available to Internet users. Implement even the "minor" standards, since they will become less minor if they appear in more software. Report any problems you find with the standards to the appropriate Working Group so that the standard can be clarified in later revisions. Remember the tenet, "rough consensus and running code," so you can help support the standards you want to become more widespread by creating more running code. You can help the development of protocols before they become standards by implementing I-Ds (but not doing wide-spread deployment) to ensure that the authors have done a good job. If you find errors or omissions, offer improvements based on your implementation experience. A great way to get involved in this is by participating in the Hackathons.

**Write:** Edit or co-author Internet-Drafts in your area of expertise. Do this for the benefit of the Internet community, not to get your name (or, even worse, your company's name) on a document. Draft authors receive kinds of technical (and, sadly, sometimes personal) criticism. Take the technical comments with equanimity and use it to improve your draft in order to produce the best and most interoperable standard, and ignore the personal ones.

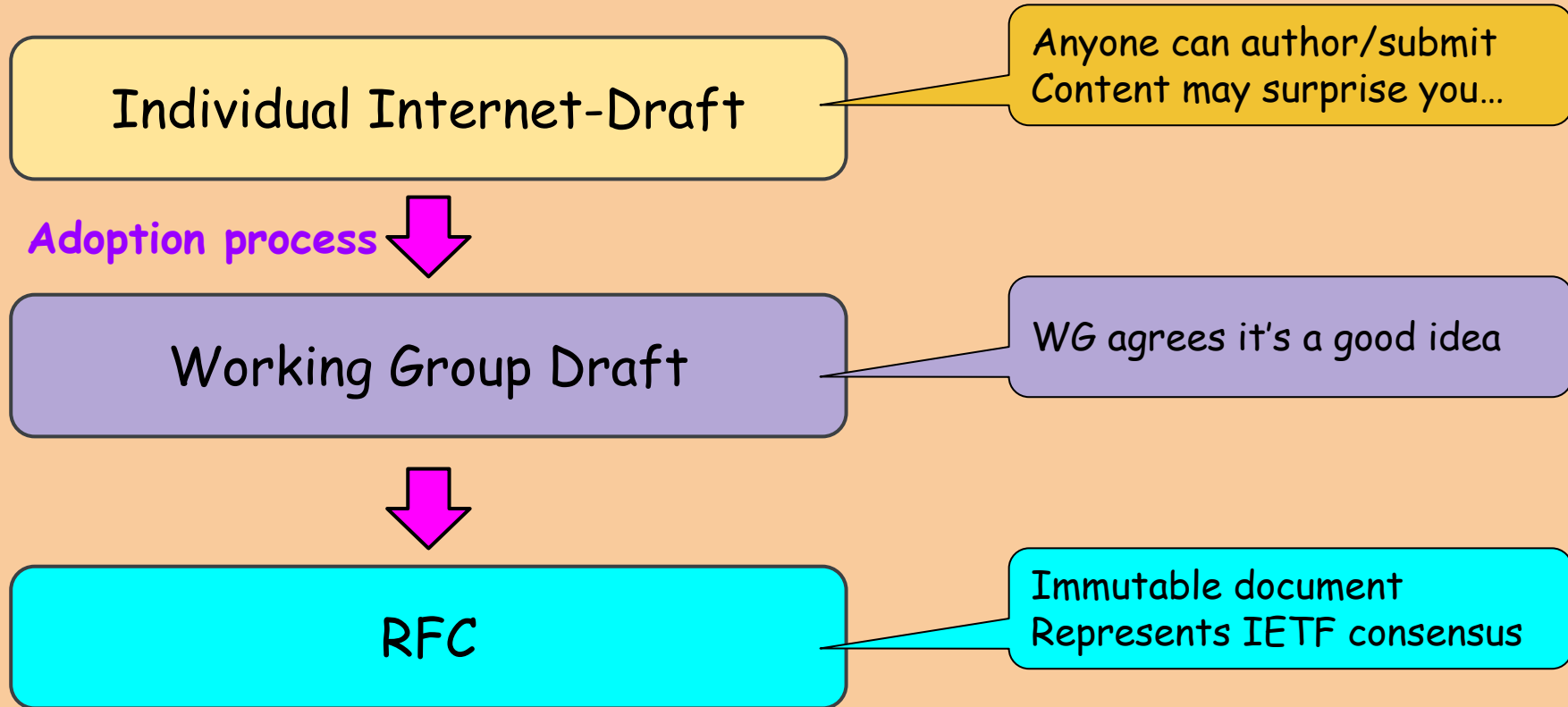


# What Is RFC?

Request For Comments contains technical specifications and organizational notes for the Internet, such as:

- Protocol specifications
- Technologies and architecture
- Requirements for hosts, routers, systems etc
- Best current operational practices
- Operational considerations and deployment scenarios

# Internet-Draft vs RFC (simplified)



# Reasons To Participate



# Reasons To Participate

Promote ideas improving users' experience

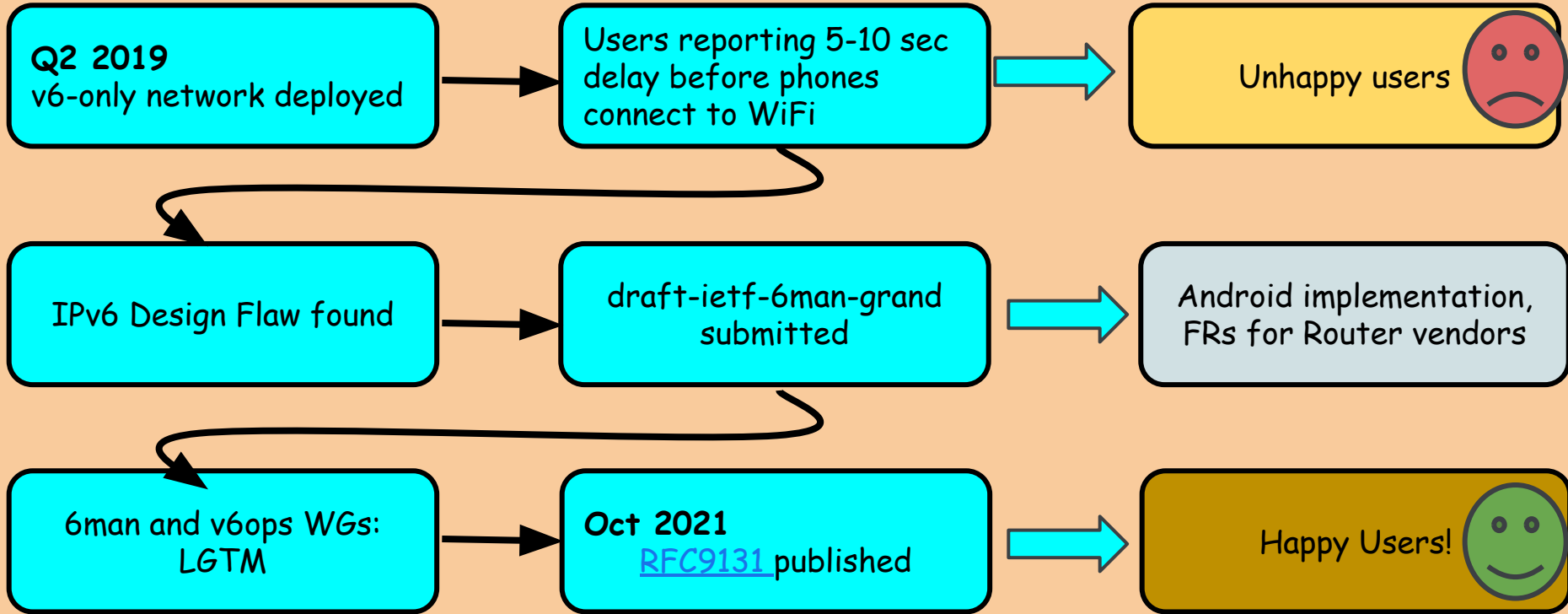
Fighting harmful ideas



# Reasons To Participate

Solve issues encountered in your network

# Case Study: ~7 secs of "No connectivity" on IPv6-only WiFi



# Could We Have Done It Without IETF?

Are the proposed changes safe?

What about other networks?

## Table of Contents ▲

Receiving Unsolicited Neighbor Advertisements

### 5. Avoiding Disruption

5.1. Neighbor Cache Entry Exists in Any State Other Than INCOMPLETE

5.2. Neighbor Cache Entry Is in INCOMPLETE State

5.3. Neighbor Cache Entry Does Not Exist

5.3.1. The Rightful Owner Is Not Sending Packets from the Address

5.3.2. The Rightful Owner Has Started Sending Packets from the Address

### 6. Modifications to RFC-Mandated Behavior

6.1. Modification to RFC 4861 (Neighbor Discovery for IP version 6 (IPv6))

6.1.1. Modification to Section 7.2.5 of RFC 4861

6.1.2. Modification to Section 7.2.6 of RFC 4861

### 7. Solution Limitations

# Reasons To Participate

Driving Innovation

Define Industry Best Practices

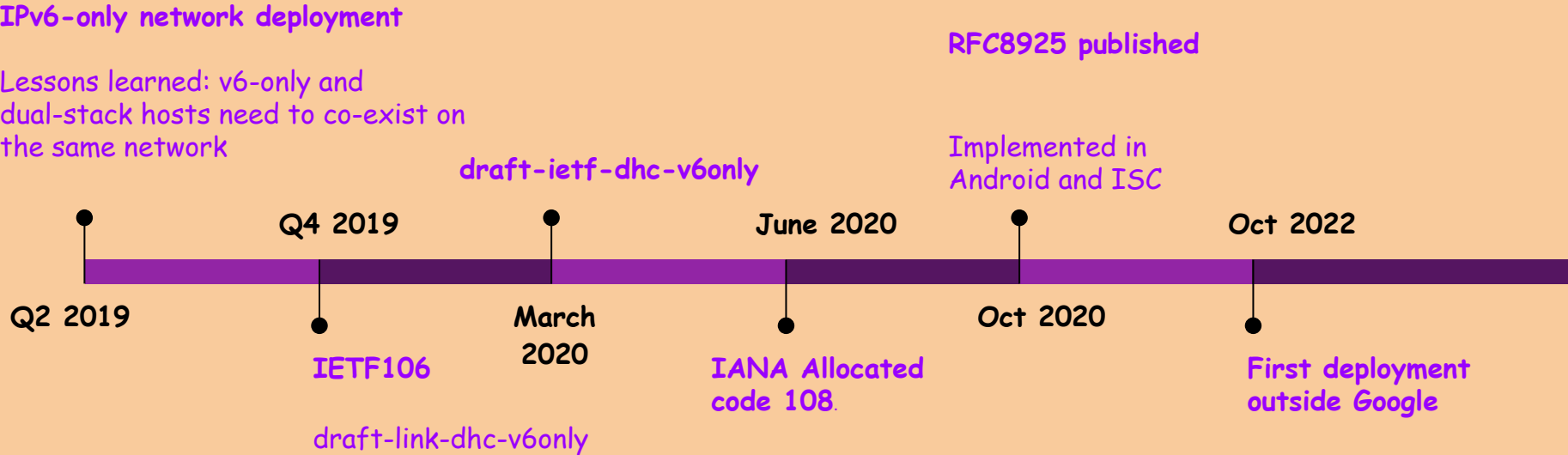


# Case Study: IPv6-Only Enterprises

Proprietary + Confidential

## IPv6-only network deployment

Lessons learned: v6-only and dual-stack hosts need to co-exist on the same network



# Could We Have Done It Without IETF?

© 2013 Cisco Confidential

## Expertise

- co-authors from various backgrounds
- Input from the best industry experts

## Speed of execution

## Industry-wide impact

- Standard solution (IANA allocation option code)
- External deployments even before we did it

# Case Study: NAT64 Prefix Detection

Proprietary + Confidential

## Problem:

- hosts need to know NAT64 prefix used by the network.
- Existing mechanism is slow and insecure

## Solution:

- RFC8781 (PREF64 in Router Advertisement)

## Impact Outside Google

- Improved security for Android users
- 4 open source implementation + MikroTik

# IETF and IPv6: What's Going on?

Proprietary + Confidential

[Using DHCPv6-PD to Allocate Unique IPv6 Prefix per Client](#)

[Improving the Robustness of Stateless Address Autoconfiguration \(SLAAC\) to Flash Renumbering Events](#)

Interesting Reading: [RFC 9386: IPv6 Deployment Status](#)

Questions?

Ask me: [furry13@gmail.com](mailto:furry13@gmail.com)